

# 19" DYNAmic

## Free Standing Cabinets

**Width: 800 mm**  
**Depth: 600 mm**

**Static Load Capacity Standard**  
**Configuration: 600 kgs.**

**U Height: 22U, 26U, 32U, 36U, 39U,  
42U, 45U, 47U**

**Standards and Compliances:**



**ISO 9001**  
**Quality Management System**

EN 61587-1  
Mechanical Structures for  
Electronic Equipment

IEC 297-1, 19" Mounting  
IEC 297-2 Overall Cabinet Dimensions

EN/IEC 60529- IP20 Ingress Protection  
performance

EN/IEC 62262- IK07 Mechanical  
Impact Resistance



**CE conform to**  
EN 60950-1  
Information Technology  
Equipment, Safety,  
Part-1: General Requirement

EN IEC 62368-1 Audio/Video,  
Information and Communication  
Technology Equipment  
Part 1: Safety requirements



**UL listed to**  
UL 2416, Outline of Investigation for  
Audio/Video, Information and  
Communication Technology Equipment  
Cabinet, Enclosure and Rack  
Systems; UL 60950-1 and CSA  
C22.2 NO. 60950-1-07, Information  
Technology Equipment Safety  
Part 1: General Requirements



**Environment Friendly;**  
ISO 14001 Environmental  
Management System  
RoHS compliancy  
%100 Recyclable Material

**Standard Color:**



RAL 7035 Light Grey



RAL 9005 Black

**Static Load Capacity Enhanced (E)**  
**Configuration: Up to 1000 kgs.**



DYNAmic Series Networking Enclosures, with 19" w:800 mm and d:600 mm physical sizes, with max internal usable depth, and 8 different height, gives a wide selection chart for users.

All w:800 mm model cabinets are constructionally proper for the vertical cable management systems. The Lande 800 wide segment designed with highly efficient and customer friendly vertical cable management.

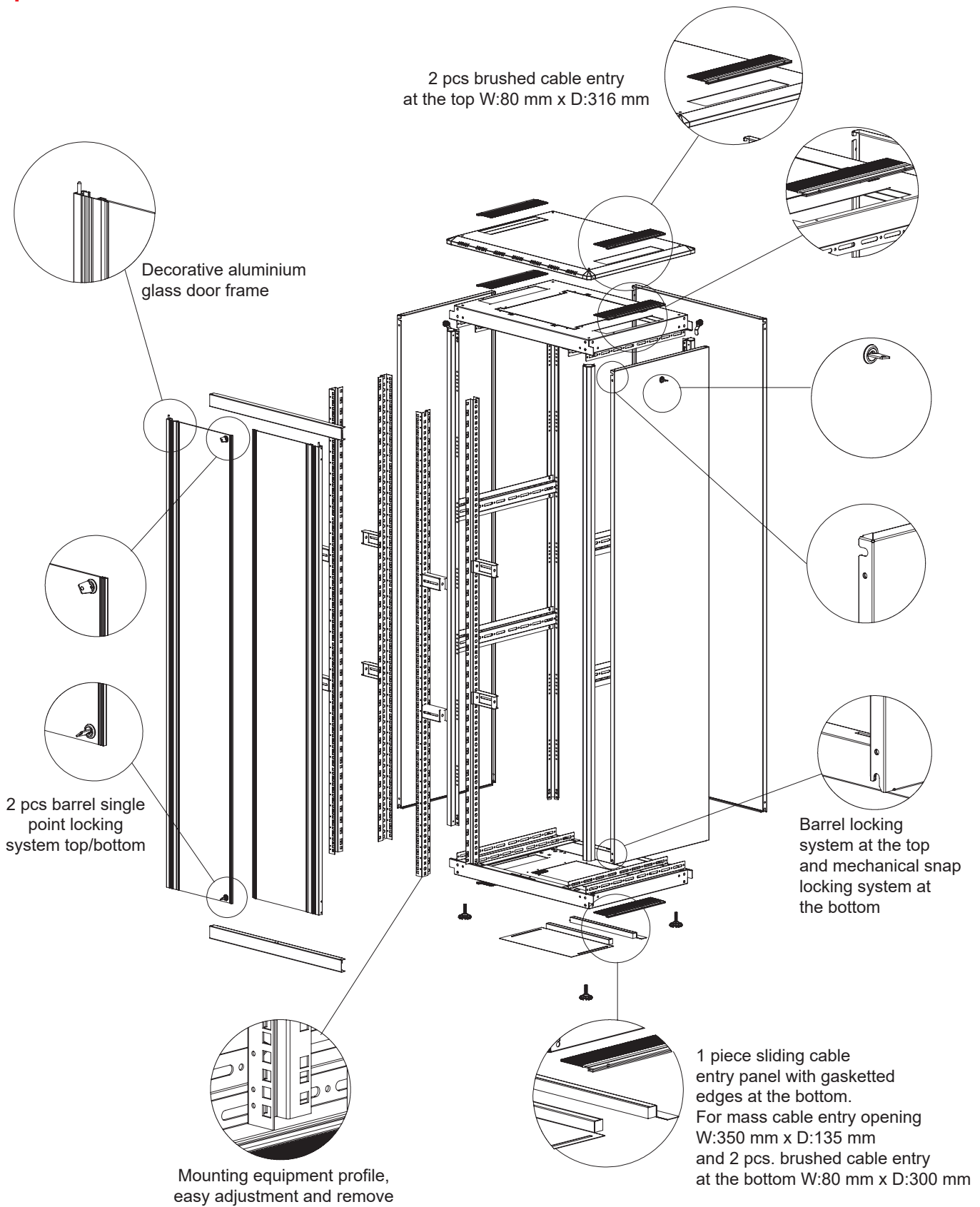
Please see door options in page 5 and 6.

# 19" DYNAmic

## Free Standing Cabinets

Width: 800 mm  
Depth: 600 mm

### Exploded View

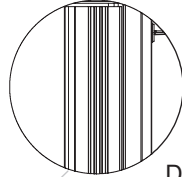
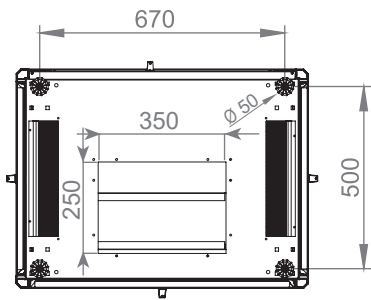


# 19" DYNAmic

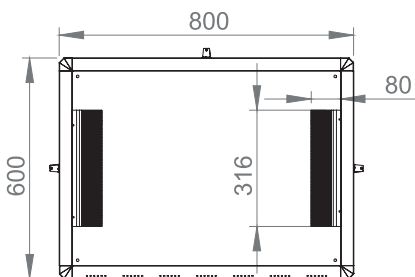


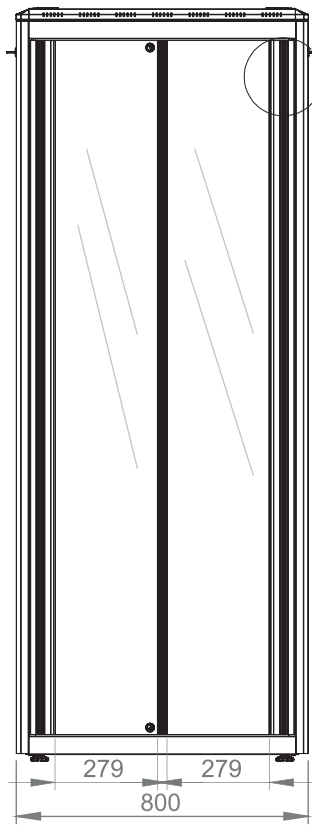
## Free Standing Cabinets

Width: 800 mm  
Depth: 600 mm

### Construction Drawing



Detail view

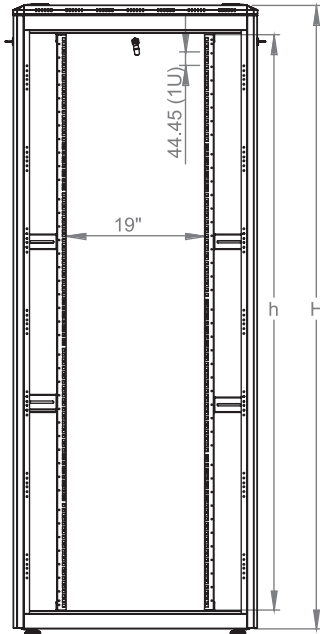


# 19" DYNAmic

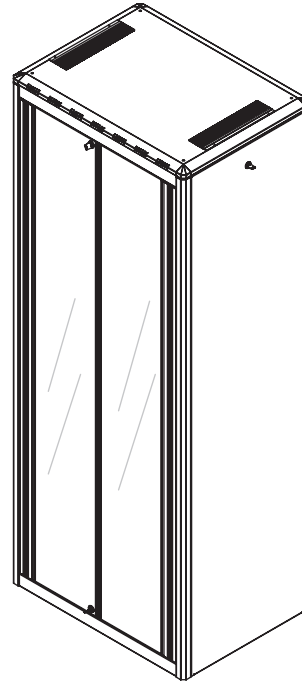
## Free Standing Cabinets

**Width: 800 mm**  
**Depth: 600 mm**

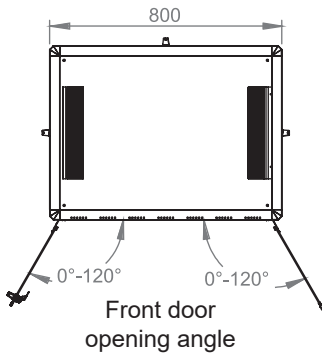
### Construction Drawing



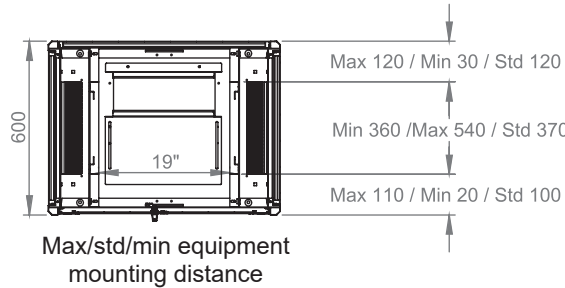
Dimensions in width and height



Isometric view



Front door opening angle



Max/std/min equipment mounting distance

	h	H
<b>22U</b>	978 mm	1164 mm
<b>26U</b>	1155 mm	1342 mm
<b>32U</b>	1422 mm	1609 mm
<b>36U</b>	1600 mm	1787 mm
<b>39U</b>	1733 mm	1920 mm
<b>42U</b>	1867 mm	2053 mm
<b>45U</b>	2000 mm	2187 mm
<b>47U</b>	2089 mm	2276 mm

### 19" DYNAmic Series Free Standing Cabinets W=800 mm D=600 mm

Product Number***	Product Description	Size WxDxH mm	h Size in U	h in mm	*H mm, overall without feet and/or castor	Width Overall mm	Width Rail to Rail	Depth Overall mm	**Depth Shipping Cont. Rail to Rail mm	QTY IN PACKAGE	PACKING DIMENSIONS WxDxH mm	Standard NET Weight of Product kgs	Gross Weight of Product kgs	QTY IN PALLET	PALLET DIMENSIONS WxDxH mm	Pallet Weight kgs
LN-FS22U8060-CC-EAAA	22U 19" Free Standing Cabinet W=800 mm D=600 mm	800x600x1164	22U	978	1164	800	19"	600	370	1	880x680x1305	56,5	65	2	880x680x2608	130
LN-FS26U8060-CC-EAAA	26U 19" Free Standing Cabinet W=800 mm D=600 mm	800x600x1342	26U	1155	1342	800	19"	600	370	1	880x680x1482	61,7	71	1	880x680x1482	73
LN-FS32U8060-CC-EAAA	32U 19" Free Standing Cabinet W=800 mm D=600 mm	800x600x1609	32U	1422	1609	800	19"	600	370	1	880x680x1749	71,4	81	1	880x680x1749	83,2
LN-FS36U8060-CC-EAAA	36U 19" Free Standing Cabinet W=800 mm D=600 mm	800x600x1787	36U	1600	1787	800	19"	600	370	1	880x680x1927	77,5	88	1	880x680x1927	89,9
LN-FS39U8060-CC-EAAA	39U 19" Free Standing Cabinet W=800 mm D=600 mm	800x600x1920	39U	1733	1920	800	19"	600	370	1	880x680x2063	81,4	92	1	880x680x2063	94
LN-FS42U8060-CC-EAAA	42U 19" Free Standing Cabinet W=800 mm D=600 mm	800x600x2053	42U	1867	2053	800	19"	600	370	1	880x680x2193	85,6	96,7	1	880x680x2193	98,7
LN-FS45U8060-CC-EAAA	45U 19" Free Standing Cabinet W=800 mm D=600 mm	800x600x2187	45U	2000	2187	800	19"	600	370	1	880x680x2327	89,8	101,3	1	880x680x2327	103
LN-FS47U8060-CC-EAAA	47U 19" Free Standing Cabinet W=800 mm D=600 mm	800x600x2276	47U	2089	2276	800	19"	600	370	1	880x680x2416	95	106	1	880x680x2416	106

\* Please add 30 mm to H mm once used with leveling feet, add 80 mm to H mm once used with castor set.

\*\* See min and max adjustable depth variations on drawings.

\*\*\*CC= LG for Light Grey RAL 7035 & BL for Black RAL 9005 for customers to define while ordering, for "EAAA" selection please see the door options.

\*\*\*Cabinet nominal load capacity is 600 kgs. as per UL 2416 safety mark. However project case we configure the rack up to 1000 kgs. of load capacity with additional suport barsthicker 19" rails with 2 mm thickness, please add E (Enhanced notification defining load capacity requirement is up to 1000 kgs.) at the end of part number. Example LN-FS42U8060-BL-EAAA-E.

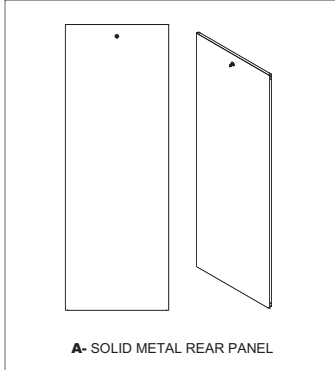
# 19" DYNAmic

## Free Standing Cabinets

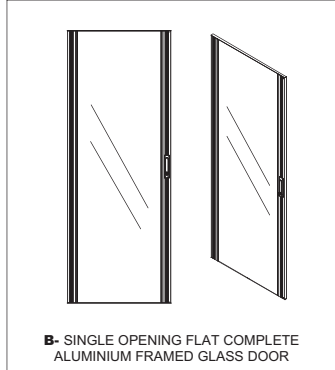
Width: 800 mm  
Depth: 600 mm

### Door Options

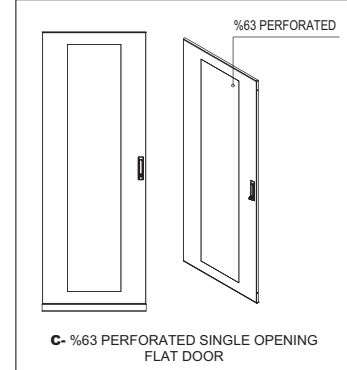
FRONT ❌ REAR ✔️



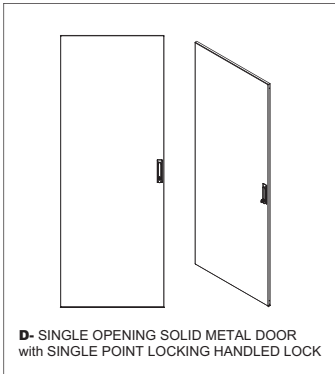
FRONT ✔️ REAR ❌



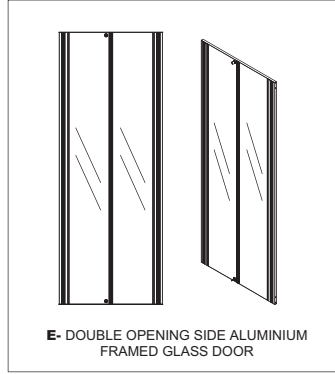
FRONT ✔️ REAR ✔️



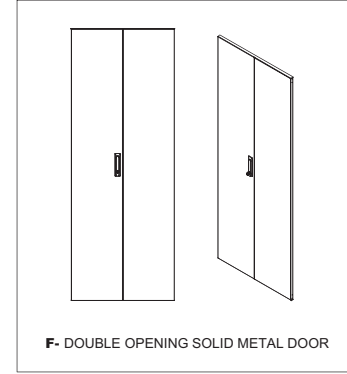
FRONT ✔️ REAR ✔️



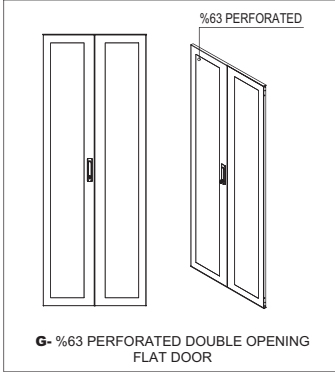
FRONT ✔️ REAR ❌



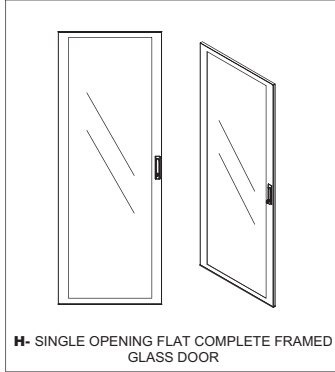
FRONT ✔️ REAR ✔️



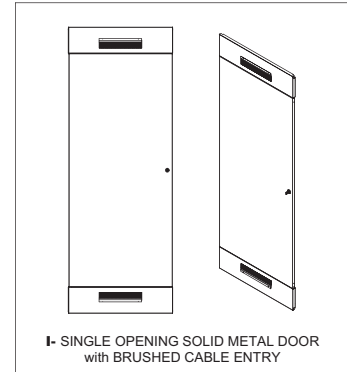
FRONT ✔️ REAR ✔️



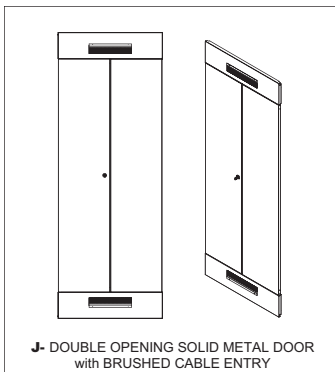
FRONT ✔️ REAR ❌



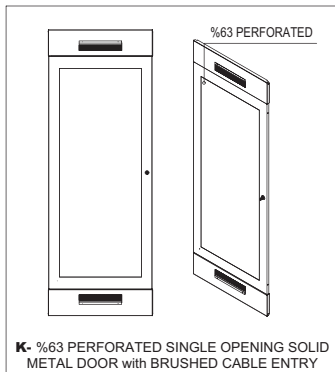
FRONT ❌ REAR ✔️



FRONT ❌ REAR ✔️



FRONT ❌ REAR ✔️



FRONT ❌ REAR ✔️



# 19" DYNAmic

## Free Standing Cabinets

Width: 800 mm  
Depth: 600 mm

### Door Options



DYNAmic Free Standing Cabinet W=800 mm D=600 mm All Heights FRONT DOOR Options	DYNAmic Free Standing Cabinet W=800 mm D=600 mm All Heights REAR DOOR Options	DYNAmic Free Standing Cabinet W=800 mm D=600 mm All Heights SIDE PANEL Options
<p><b>B</b> Single opening flat complete aluminium framed glass door</p> <p><b>C</b> %63 perforated single opening flat door</p> <p><b>D</b> Single opening solid metal door</p> <p><b>E</b> Double opening side aluminium framed glass door</p> <p><b>F</b> Double opening solid metal door</p> <p><b>G</b> %63 perforated double opening flat door</p> <p><b>H</b> Single opening flat complete framed glass door</p> <p><b>P</b> Double opening metal framed glass door</p> <p><b>R</b> %80 perforated double opening door</p> <p><b>S</b> %80 perforated single opening door</p> <p><b>U</b> %63 perforated curved door</p> <p><b>Y</b> %80 perforated curved door</p> <p><b>Z</b> Single opening metal side framed glass door</p>	<p><b>A</b> Solid metal rear panel</p> <p><b>C</b> %63 perforated single opening flat door</p> <p><b>D</b> Single opening solid metal door</p> <p><b>F</b> Double opening solid metal door</p> <p><b>G</b> %63 perforated double opening flat door</p> <p><b>I</b> Single opening solid metal door with brushed cable entry</p> <p><b>J</b> Double opening solid metal door with brushed cable entry</p> <p><b>K</b> %63 perforated single opening solid metal door with brushed cable entry</p> <p><b>L</b> %63 perforated double opening solid metal door with brushed cable entry</p> <p><b>M</b> Single opening solid metal door with header compatible</p> <p><b>N</b> Double opening solid metal door with header compatible</p> <p><b>R</b> %80 perforated double opening door</p> <p><b>S</b> %80 perforated single opening door</p>	<p><b>AA</b> Both sides equipped with standard side panels</p> <p><b>A0</b> One side panel on cabinet</p> <p><b>00</b> No side panels on cabinet</p>
<b>LN-AA - XXU - WW - DD - CC - (E optional)</b>		<b>0 0 00</b>
<p><b>LN:</b> Corporate codification beginning letters mentioning Lande in Short Format as LN</p> <p><b>AA:</b> Family group of enclosure; FS for networking enclosures range</p> <p><b>XX:</b> Numeric character defining the height of enclosures, depending on model differences between 22 to 47 to be selected from price list, website or catalogue</p> <p><b>U:</b> U height alphanumeric notation, concrete (non editable- fixed character)</p> <p><b>WW:</b> The first 2 digits of the width info, 80 for W=800 mm cabinets</p> <p><b>DD:</b> The first 2 digits of the depth info, 60 for D=600 mm cabinets</p> <p><b>CC:</b> Color code, LG for Light Grey RAL 7035, BL for Black RAL 9005</p> <p><b>E:</b> Optional code extension for enhanced static load capacity up to 1000 kgs.</p>		<p><b>B-C-D-F-G-H-P-R-S-U-Y-Z</b> options, unless defined <b>E</b> type door will be in shipping configuration.</p> <p><b>C-D-F-G-I-J-K-L-M-N-R-S</b> options, unless defined <b>A</b> type door will be in shipping configuration.</p> <p><b>AA</b> both sides equipped with standard side panels <b>A0</b> one side panel on cabinet <b>00</b> no side panels on cabinet.</p>